



## Analysis of ACCME 2023 Annual Report Data

**Summary Highlights:** The ACCME’s 2023 Annual Report data was released on August 15, 2024. The report highlights continued growth in the accredited CE enterprise and emphasizes how the community continues to produce diverse, quality educational content which fosters a culture of lifelong learning. Accredited providers continue to innovate and rise to meet the educational needs of physicians and other healthcare professionals. The report analyzed data from 1,602 accredited CE providers who offered, collectively, approximately 247,000 CE activities.

Analysis shows an increase (27.44%) in participants attending accredited CE activities. A continued trend is that non-physician participants attending CE activities (62%) continue to surpass physician participants (38%). Non-physician participant interactions increased by 30.83% from 2022 to 2023.

The number of physician learners showed a marked increase of 22.36% from 2022 to 2023 (an increase of nearly 5 million interactions). The previous year showed a decrease of 1.49%, so this shows a large increase in physician learner interactions in 2023. The overall number of accredited CE activities offered increased by 7.31%, while learner participation also increased by approximately 15 million learners. The three-year trend data illustrates that the number of physician participants has increased by 20.55% while the number of non-physician participants at accredited CE activities has increased by 53% since 2021. Overall participation in accredited CE activities has increased each year since 2010.

Total, annual income reported across providers increased by 4.42% from 2022, up by approximately \$150 million. Commercial support income, however, decreased by about \$36 million, a decrease of 4.02% from 2022. This is the second year in a row that this number has decreased (-0.125% in 2022). An increase (4.49%) was noted in advertising/exhibit income from 2022, equating to an approximate \$29 million increase.

Providers continue to recognize the value of interprofessional continuing education. The number of providers accredited by Joint Accreditation increased from 146 in 2022 to 169 in 2023 (15.75% increase). The ACCME’s report confirms the accredited CE enterprise continues to make available high-quality CE activities that promote interprofessional learning and improvements across learners’ competence and performance leading to improved patient outcomes.

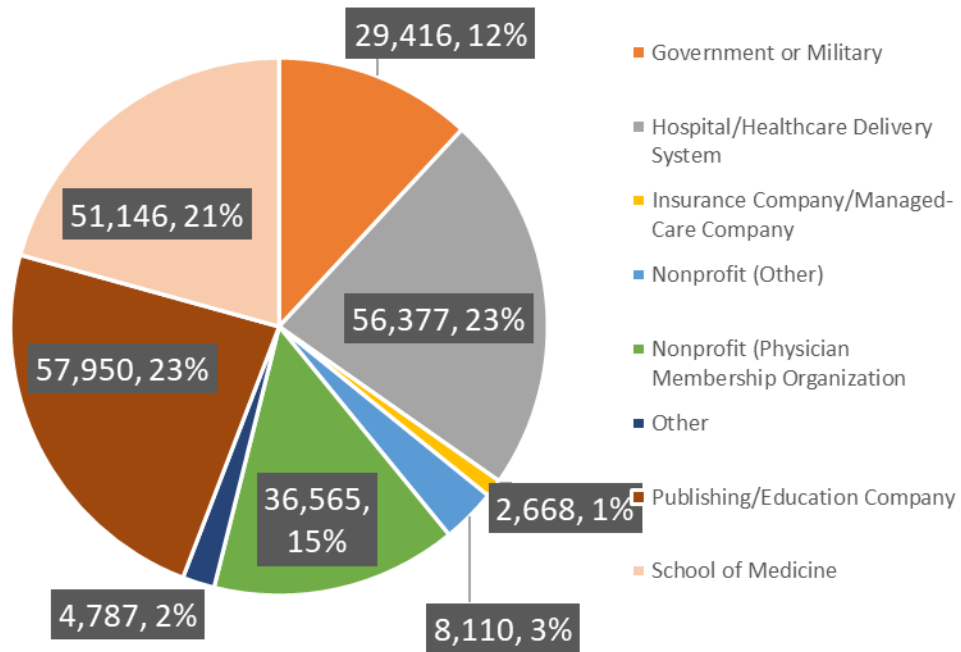
### **2023 Stats:**

- Accredited educational activities increased by 7.31% in 2023, and overall learner interaction increased by 27.44%.
- Physician participation at CE activities increased by 22.36%, while non-physician participation increased by 30.83%.
- Total commercial support decreased by 4.02%, an estimated \$36 million.
- Income from advertising/exhibits increased to \$668 million in 2023, a 4.49% increase from 2022.
- Total annual income for CE increased by \$150 million, a 4.42% increase from 2022.

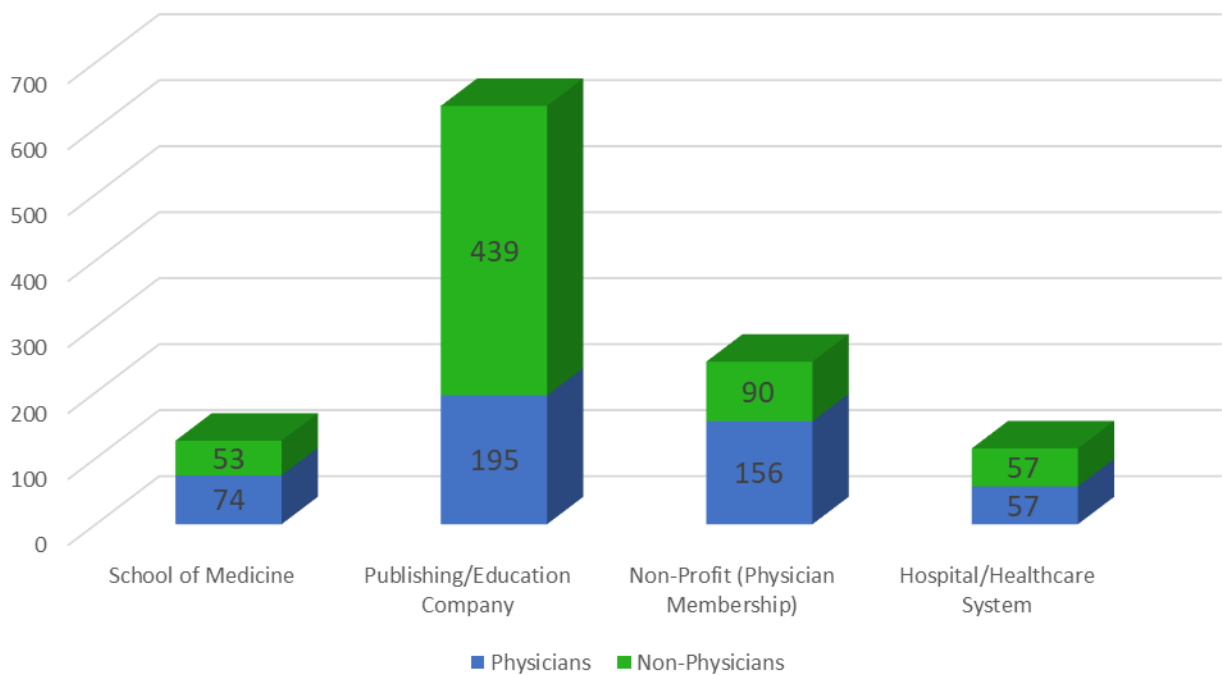
### **Provider Type Comparison Data**

Provider Type	Avg. # of Physicians per Activity	Avg. # of Non-Physicians Per Activity	Avg. # of Activity Offerings
School of Medicine	74	53	334
Publishing/Education Company	195	439	362
Physician Membership Organization	156	90	115
Hospital Health Delivery System	57	57	75

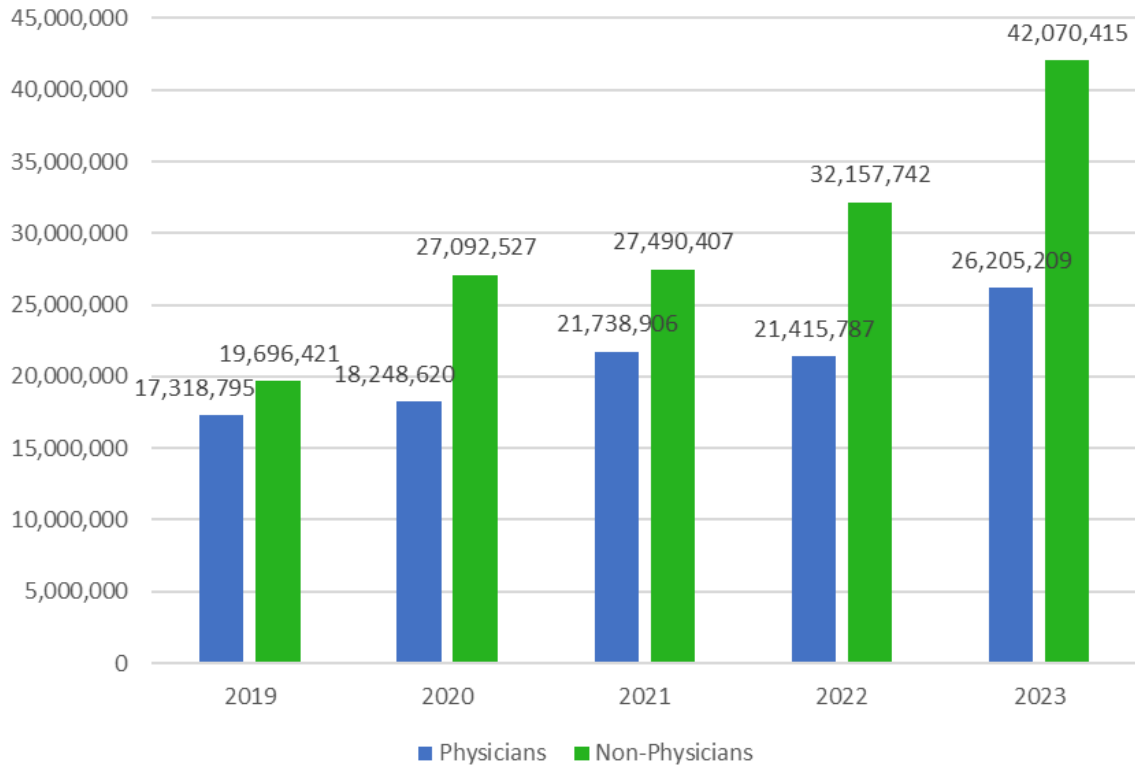
## 2023 CME Activities by Provider Type



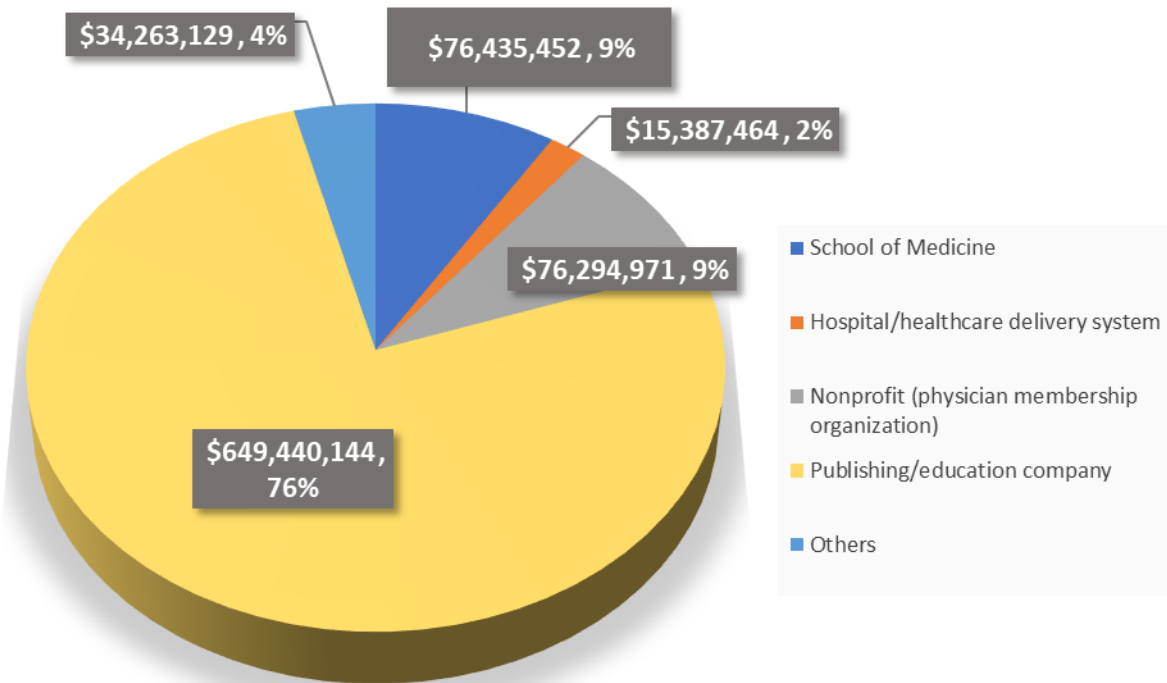
## Average Number of Learners by Provider Type



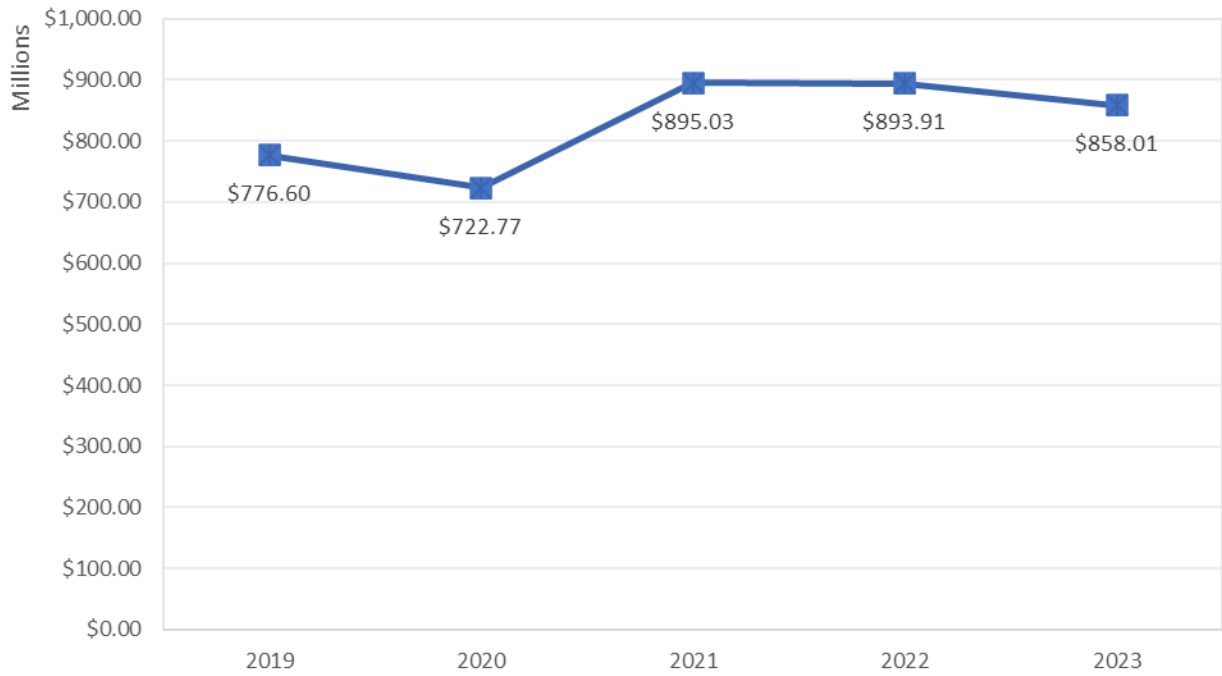
## 5-Year Trend: Participant Type



## Commercial Support by Provider Type



## 5-Year Trend: Commercial Support Income



For a full copy of the ACCME 2023 Annual Report, utilize this [link](#).